



小身材 大能力
打造功率密度新高度



标准规格

P 400V

M6-	-L4-P	3550	4000	4500	5000	5600	6300	7100
	[kW]	355	400	450	500	560	630	710
	[kVA] ¹	443	520	568	630	755	790	840
	[A] ²	640	750	820	910	1090	1140	1250
	³	120%-1min						
		0.05	240Hz		0.05	60Hz		
	⁴	3Ø 380V 460V						
		3Ø 380V 460V 50/60Hz						
		-15%	+10%	± 5%			3%	
		1%		1%				
	[kVA] ⁵	407	477	521	578	693	725	795
	[A] ⁶	587	688	752	835	1000	1046	1147
		IP20						
		200kg	300kg	440kg				
		PWM		1k 6kHz ⁷				
DC								

- 1 400V
 2 AC400V
 3 10 1
 4

H 400V

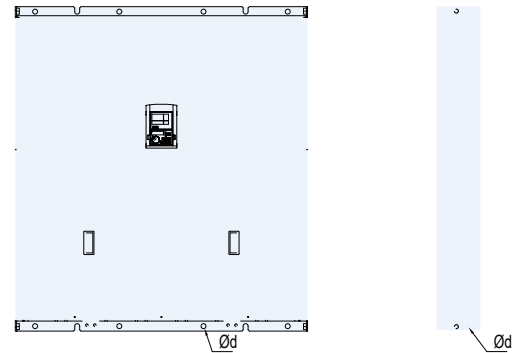
M6-	-L4-H	3150	3550	4000	4500	5000	5600	6300
	[kW]	315	355	400	450	500	560	630
	[kVA] ¹	409	443	520	568	658	755	790
	[A] ²	590	640	750	820	950	1090	1140
	³	150%-1min 200%-3sec						
		0.05	400Hz		0.05	60Hz		
	⁴	3Ø 380V 460V						
		3Ø 380V 460V 50/60Hz						
		-15%	+10%	± 5%			3%	
		1%		1%				
	[kVA] ⁵	375	407	477	521	604	693	725
	[A] ⁶	541	587	688	752	872	1000	1046
		IP20						
		200kg	300kg	440kg				
		PWM		1k 8kHz ⁷				
DC								

- 5
 6
 7

通用规格

		/	/V/f
	PG	0.05Hz 240Hz 1 1000/50Hz	⁵
	PG	0.25Hz 240Hz 1 200/50Hz	⁵
	/	PG 250rad/sec ± 0.01%	
	PG	100rad/sec ± 0.5%	
	PG	1 : 50	
	PG	1 : 20	
	PG	± 10%	
	PG	± 20%	
		0.01Hz	
		0.05% 12bit 0 10V 4 20mA 0.1% 11bit 0 5V	
		± 0.01% -10 40	
		± 0.2% 25± 10	²
	PG	24V 491.52kHz	³
		0.05 20Hz 0.1~10 1 10	
		PID	
	/	RS485 Modbus	
		RS485 Modbus	
		3 0 5V 0 10V 4 20mA 5k 0.3W	
		[8] [/ 3]	
		1 1C AC250V 0.3A	
		[3] [2]	
	LED)	
	LCD (
	I/F	RS485 Modbus-RTU	
		DC24V 150mA	
		P -10 +40 H -10 +50	
		-20 +65	⁴
		95%RH	
		3000m 1000m	
		5.9m/s ² 0.6G JIS C 60068-2-6 IEC60068-2-6	

外形安装尺寸



P

H