

400V 0.75kW-315kW
200V 0.4kW-0.75kW



ed: 1800rpm

Command torque

Load torque

150



三壱力達



DRIVE STOP

◀ ▶

PROG CLEAR ▽ ENTER

LeaderSamco

⚠ WARNING

- Risk of electric shock
- Read the manual before installation and operation
- Do not open this cover while power is applied or for 10 minutes after isolating power.
- Ensure proper earth connection.

⚠ 危険

- けが、感電のおそれあり。
- 取付け、運転の前に必ず取扱説明書を読み、その指示に従うこと。
- 通電中及び電源遮断後10分以内はカバーを開けないこと。
- 組み立て時に接地を行うこと。

⚠ 危険

- 有可能引起受伤、触电。
- 安装运行前请务必阅读操作说明书并理解其指示。
- 通电时及切断电源10分钟内请不要打开前盖盖板。
- 请正确接地。


-
-
-
-
-
-
-

Modbus

DI/DO

24V

SVA



33%



LED/LCD
LED/LCD

SVA-4A061-B

PCB

SVA

SVA 30kW

2 PID

PID1 PID2
PID

2 PID

SVA

DI/DO

24V

8

1



1

-
- -
 -
 -
 -



1		10-100 r/
min	(2Pa•s)	
10		
2	30~500r/min	
		25Pa•s
3	100~800r/min	
4	1~100r/min	

0.7-0.8





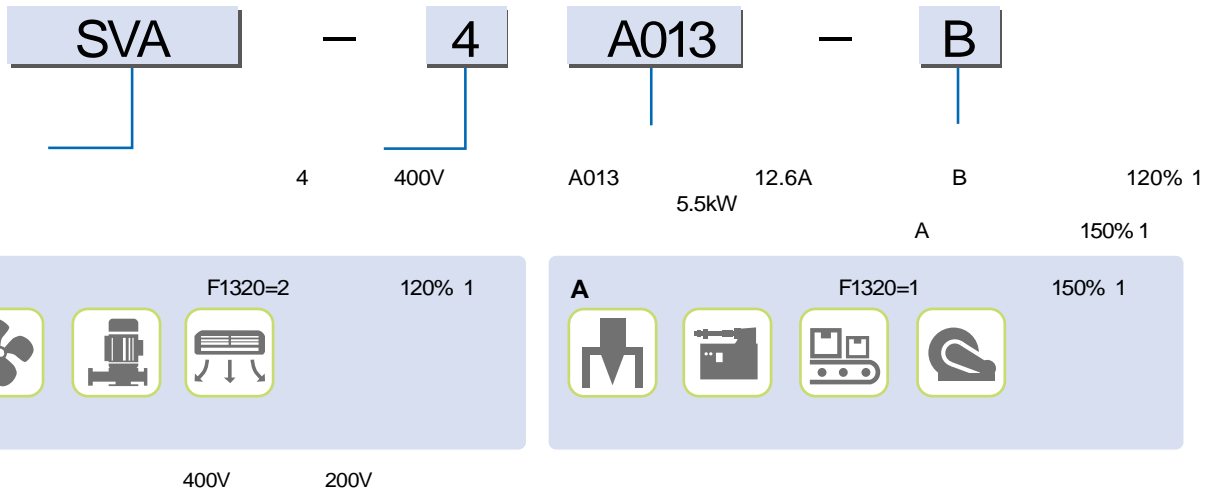
H₂O

CO₂

PID

0.5Hz

150%



400V

SVA-4A -X		003	004	006	009	013	017	024	032	038	046	061	076	092	115	152	173	211	253	304	386	426	472	540	590		
B	[kW]	0.75	1.5	2.2	4	5.5	7.5	11	15	18.5	22	30	37	45	55	75	90	110	132	160	200	220	250	280	315		
	[kVA] ¹	2.2	2.8	3.8	6.2	8.7	11.8	16.6	22.2	26.3	34	41	53	64	80	105	120	146	180	211	267	295	327	374	409		
	[A] ²	3.2	4.0	5.5	9.0	12.6	17	24	32	38	46	61	76	92	115	152	173	211	253	304	386	426	472	540	590		
	³	120%-1min																									
	⁴	0.05 240Hz													0.05 60Hz												
A	[kW]	0.4	0.75	1.5	2.2	4	5.5	7.5	11	15	18.5	22	30	37	45	55	75	90	110	132	160	185	200	220	250		
	[kVA] ¹	1.3	2.2	3.3	3.8	6.2	9.4	13.2	17.3	22.2	26.3	34	41	53	64	80	105	120	146	175	211	249	267	295	327		
	[A] ²	2.6	3.2	4.8	5.5	9.0	13.6	19	25	32	38	46	61	76	92	115	152	173	211	253	304	360	386	426	472		
	³	150%-1min																									
	⁴	0.05 400Hz													0.05 60Hz												
⁵	3 380V 460V													3 380V 460V 50/60Hz													
	-15% +10%													± 5% 3%													
	1%													1%													
	IP20																										
⁶ [kg]	2		4				6				12		15		25		35		45		65		100		125		
⁷	PWM													1k 8kHz													
DC																											

- 1 400V 400V 5
- 2 AC400V 6
- 3 10 1 7
- 4

200V

		0004	0007	-	-
(SVA-	-H0)				
	[kW]	0.4	0.75	-	-
	[kVA] ¹	1.0	1.6	-	-
	[A]	2.6	4.3	-	-
	²	150%-1min			
	³	0.05	400Hz	0.05	60Hz
	⁴	200V 50/60Hz		220V 60Hz	
		1 200V 240V 50/60Hz			
		-15%	+10%	± 5%	3%
		1%	1%		
		IP20			
					-
	⁵	2.0kg			
	⁶	PWM		1k	8kHz
DC					

1	200V	220V	4
2	10	1	5
3			6

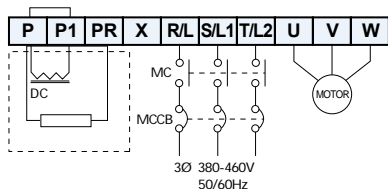
		RS485	
		SANKENLD	Modbus-RTU
		2	RS485
		500m	
		32	247
	[bps]	57600/38400/19200/9600/4800/2400/1200	
		ASC	BINARY
			BINARY
		8bit	
		1bit 2bit	
			CRC
	ASC	CR+LF/CR	
	BINARY		

			0.75kW 22kW	30kW 315kW
			V/f /	5
1		PG	0.25 240Hz 1 200/50Hz	2
	/	PG	100rad/sec	± 0.5%
			0.01Hz	
			0.2% 10bit 0 10V 4 20mA 0.4% 9bit 0 5V	0.05% 12bit 0 10V 4 20mA 0.1% 11bit 0 5V
			± 0.01% -10 40	
			± 0.2% 25± 10 3	
			0.05 20Hz 1 10	0.05 20Hz 1 10 0.1 10
			PID	
			RS485 Modbus	
			RS485 Modbus	
			2 0 5V 0 10V 4 20mA	5k 0.3W
			5	DI1 8
			1 1C	• 1
			AC250V 0.3A	AC250V 0.3A 2 2C
			1	3
			2 [1 0 10V/1	4 20mA]
LCD/LED			:()	
I/F			RS485 SANKENLD	Modbus-RTU
			DC24V 150mA	
			-10 +50	-10 +40
			-20 +65	4
			95%RH	
			3000m	1000m
			5.9m/s ² 0.6g	JIS C 60068-2-6 IEC60068-2-6

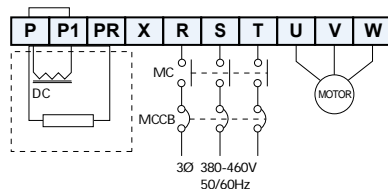
1 3 5V 10V 20mA 5 400V
2 2 120Hz 4 22kW

400V

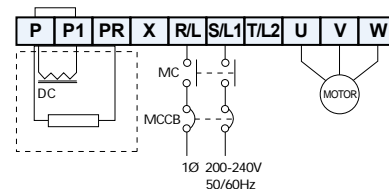
200V



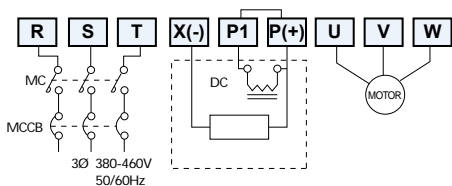
SVA-4A003-B ~ SVA-4A006-B



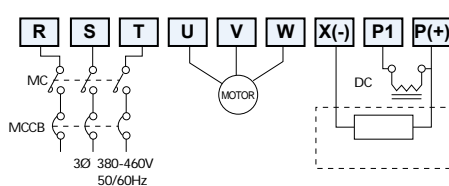
SVA-4A009-B ~ SVA-4A061-B



SVA-0004-H0 SVA-0007-H0

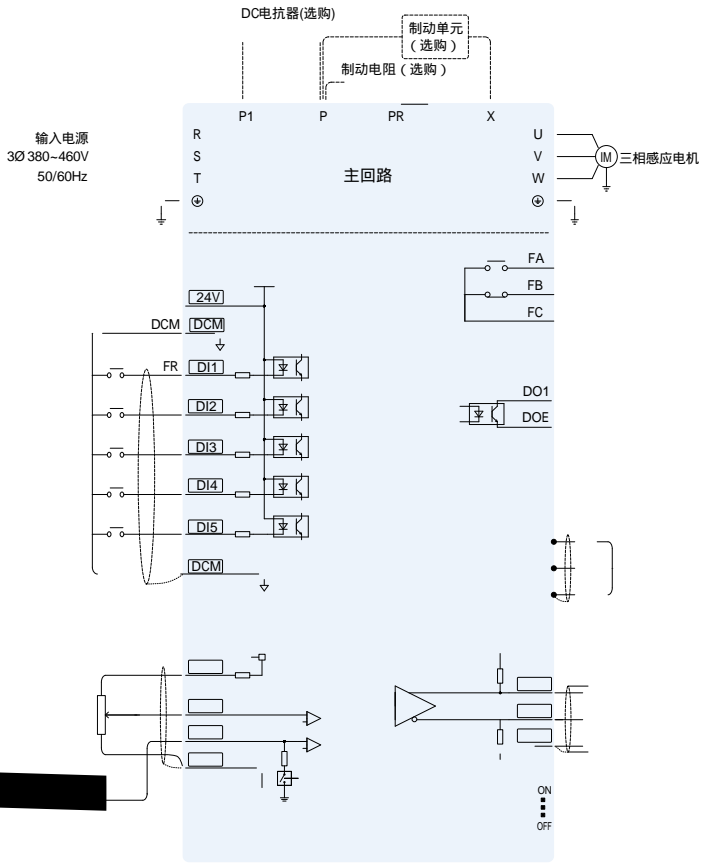


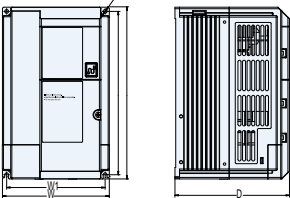
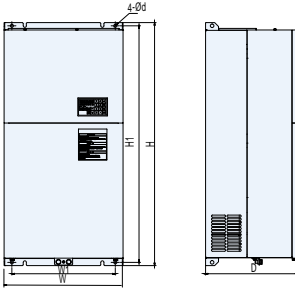
SVA-4A076-B ~ SVA-4A211-B



SVA-4A253-B ~ SVA-4A590-B

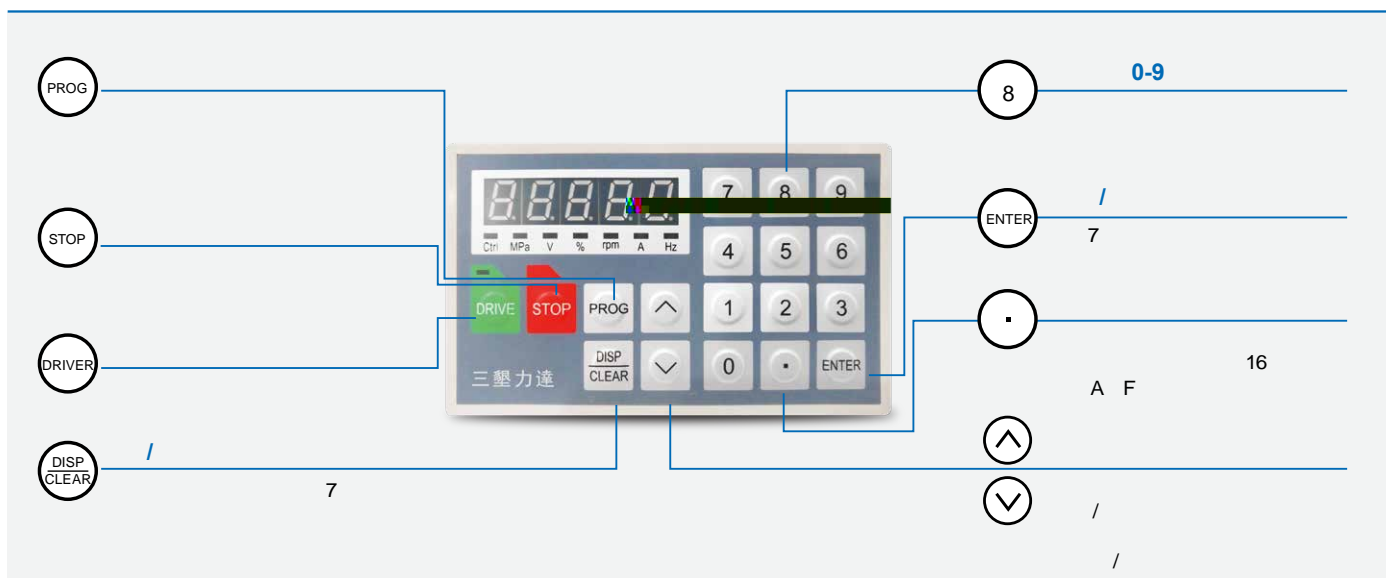
200V
R/L S/L1 T/L2 L N

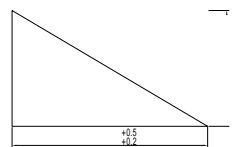
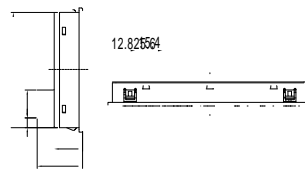


		mm						
		H	H1	W	W1	D	d	t
SVA-4A003-B/SVA-0004-H0		130	121	115	106	166	4.5	5
SVA-4A004-B/SVA-0007-H0								
SVA-4A006-B		225	214	140	129	150	5.5	6
SVA-4A009-B								
SVA-4A013-B								
SVA-4A017-B								
SVA-4A024-B								
SVA-4A032-B		300	285	200	185	175	6.5	6
SVA-4A038-B								
SVA-4A046-B								
SVA-4A061-B								
SVA-4A076-B	390	376	280	240	200	7	-	
SVA-4A092-B	480	465	320	240	260	8	-	
SVA-4A115-B	600	582	320	240	270	10	-	
SVA-4A152-B	680	660	340	260	330	10	-	
SVA-4A173-B								
SVA-4A211-B								
SVA-4A253-B								
SVA-4A304-B		760	742	380	300	360	10	-
SVA-4A386-B		940	915	460	400	360	12	-
SVA-4A426-B		960	935	540	460	390	14	-
SVA-4A472-B								
SVA-4A540-B								
SVA-4A590-B								

1

SVA-4A061-B





开孔尺寸 (mm) 开孔尺寸 (mm)

40.5
-0.0



三垦力达电气(江阴)有限公司


www.sankenld.com

&

899 6 (201203)

(021) 63756555

(021) 63756816



KL1-V13CDD1-220900MD
2022.09



214425



三 垦 力 达

